

Community Survey Responses

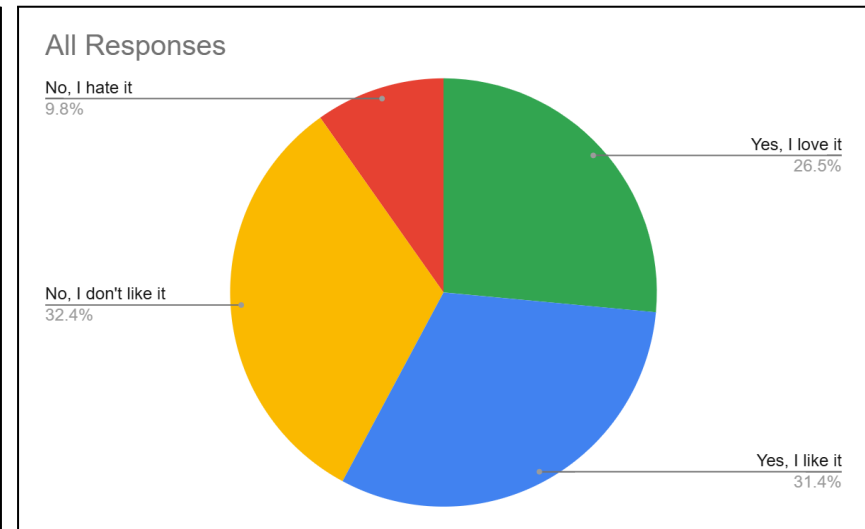
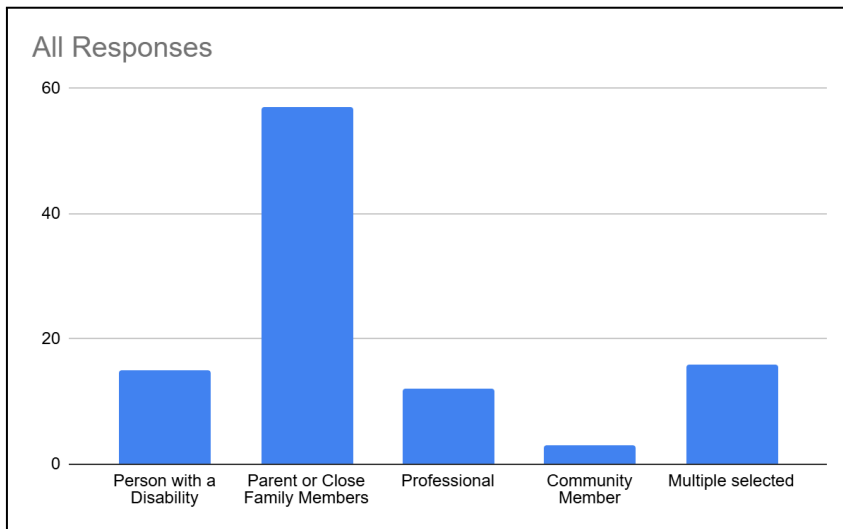
Community Guide: 2026-27 Medicaid Budget Recommendations

Survey Content

Community partners published a survey to accompany recommendations, and asked participants how they identify, how they feel about the recommendations, any comments, and an optional section to provide contact information if the person/organization would like to be added to a list of supporters. This document contains a summary of what we learned. The survey was shared via partner organizations' email lists and social media and was open from Thursday, March 5th at 2pm to Monday, March 9th at 10am.

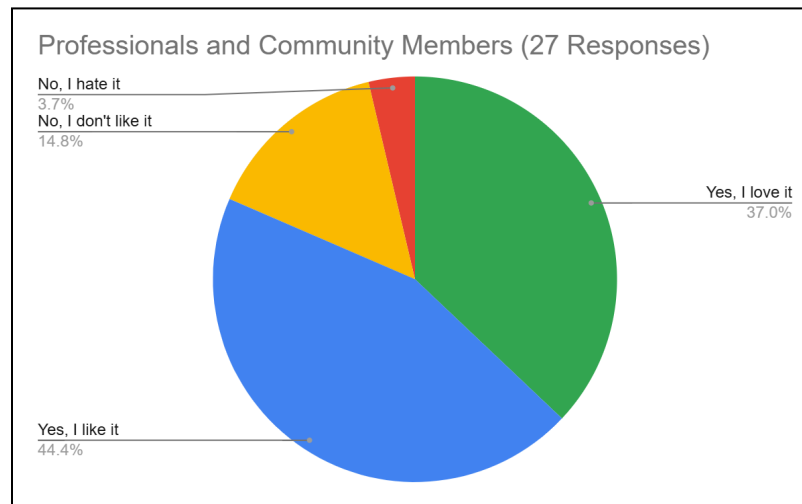
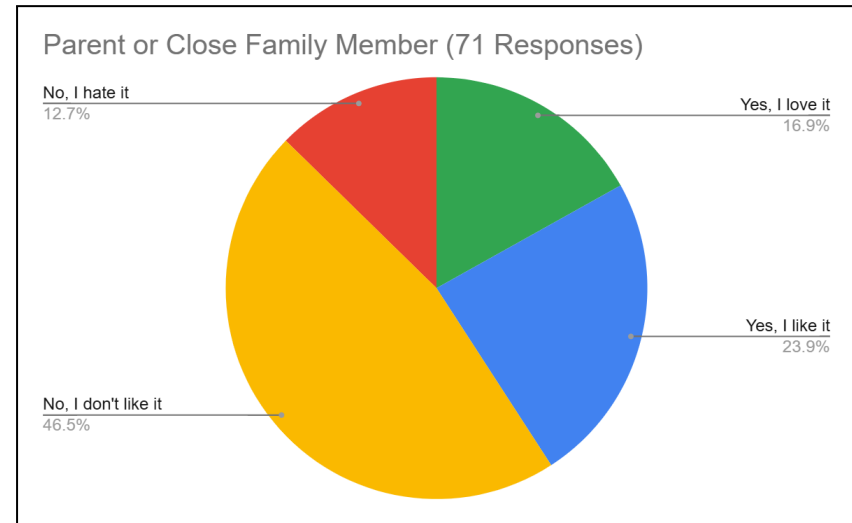
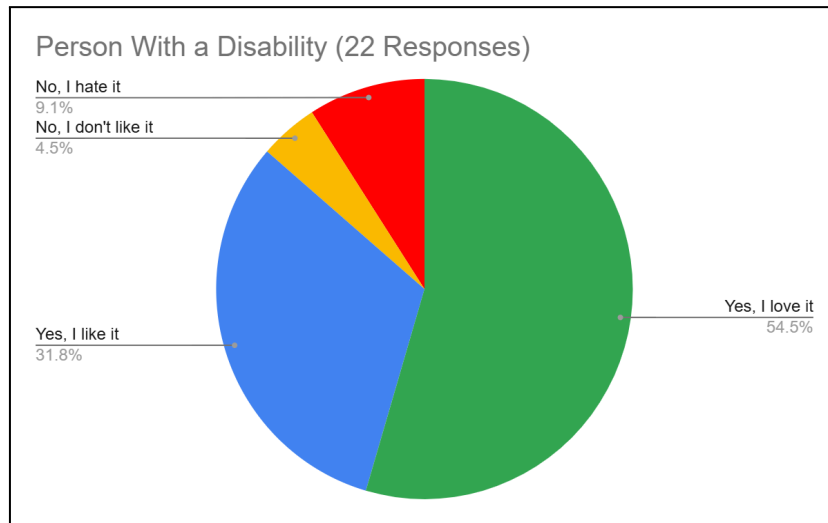
Overall Responses

During the time period the survey was open, 103 unique responses were submitted. Respondents could choose multiple identities.



Response by Identity Summary

This summary is based on how respondents to the survey identified their role(s) in the community. When multiple roles were indicated the response was counted under every role indicated in the response. Because many of the proposed cuts focus on younger age groups and people with intellectual disabilities, it was not a surprise that the majority of parent respondents indicated significant frustration, disappointment or anger at proposed cuts. It is important to continue to balance different identities impacted by changes and provide ample time and support for all individuals and families navigating change.



Themes from the Comment Section

| Theme | Count | Key Finding | Sample Quotes |
|----------------------------------|-----------|--|--|
| Concern about 56-Hour Cap | 15 | This is the single most frequent and strongest concern in the comments, often linked to 24/7 care needs and single-parent homes. | <p>"My primary concern is with the 56 hour cap and how that will effect families like mine who will lose half of their income."</p> <p>"I don't have faith that the state will implement rate cuts slowly for family caregivers. And with the cost of living as it is, any cut is going to hurt."</p> <p>"A timely fair process for exemption from service caps is critical."</p> <p>"The 56 hour cap is the only place where I really pause. I continue to think about the lack of alternatives that our rural communities have and don't want them to be disproportionately impacted."</p> |
| Appreciation | 8 | General praise for the document's clarity, purpose, or the work of the team. | <p>"The legislature is going to treat cuts as a one off, so I approve of the focus on the long term stability of Medicaid benefits."</p> <p>"My minor concerns in the grand scheme of things are very minor and not worth mentioning at this time knowing the impossible position everyone is put under. Though I appreciate and agree with the vast majority of the documents recommendations and want to thank the organizations involved in its conception. Thank you for fighting for and with us."</p> |

| | | | |
|---|----------|--|--|
| | | | <p>"I appreciate that our community has a seat at the table for these conversations, but find it difficult when seeing the reality of how a vulnerable population will be impacted."</p> |
| <p>Disappointment/ Frustration</p> | <p>8</p> | <p>Frustration is directed at advocacy groups for <i>supporting</i> certain cuts or not adequately representing community concerns.</p> | <p>"I honestly feel that the organizations that are supposed to be for us with disabilities could not be any further from the needs of those with disabilities."</p> <p>"This fails to address nursing care and oversight of personal care as an interest of the state. You're creating group rates for PDN services, yet nurses are not trained for appropriate oversight. Nor are the RAEs, they are a BARRIER to access and a total waste of money. The changes are a fail for the disabled population."</p> <p>"These changes will have a negative impact on people with disabilities who are a part of a vulnerable population. Your organizations are not speaking on behalf of any of these families when you want these cuts and changes to happen."</p> |
| <p>Concern for Single-Parent Homes</p> | <p>7</p> | <p>Many comments highlight that the 56-hour cap is disproportionately detrimental to single-parent families who cannot split the caregiving hours.</p> | <p>"Putting these 56 hour cap how will you make it fair for single parent home?"</p> <p>"You are discriminating against single family homes. They need to be except from a 56 hours cap when they do not have caregiving in place. I have been trying to find my daughter nursing for 11 months - if you cut my hours I will have to work outside my home and she will have to go into a hospital. How is this fair to me or her?!"</p> |
| <p>Concerns about PETI</p> | <p>7</p> | <p>Commenters detail how PETI disincentivizes work, is</p> | <p>"If PETI is to be applied to all Waivers, then all members should be required to keep a maximum of the Personal Needs</p> |

| | | | |
|--|----------|---|--|
| | | discriminatory, and may force people below the Federal Poverty Level. | Allowance (PNA) that members on the DD Waiver are permitted to retain... " "A fairer implementation of PETI of people on the DD Waiver who live in facilities or institutions. Implementing PETI will force people with IDD to live well below the poverty level." |
| Confusion about Changes/Benefits | 6 | Requests for clearer information, definitions, or concrete examples, often regarding acronyms and official documents. | "I wish HCPF and you could and would provide a much clearer picture of the issues at hand." |
| Concern for Younger Kids/Age-Based Calculator | 6 | Concerns about the new age-based calculator being discriminatory, unrealistic, and detrimental to children's needs, often in combination with the 56-hour cap. | "The age based calculator discriminates against the needs of younger kids." "Please consider making cuts in other areas that do not directly affect these innocent children." |
| Concern about Waitlists and Transition to Waivers | 4 | Comments express profound disappointment over the promised "seamless transition" (e.g., from CES to DD waiver) becoming a multi-year wait. Aging parents and families with long waits are specifically cited as needing priority. | "I'm also disheartened to see that families that were promised a seamless transition to DD are now being told it'll be a 20 year wait." "you must oppose churn reductions, although I like your support of aging caregivers, parents over the age of 65 with adults with IDD on the DD waitlist over the age of 35, AND have waited on the waitlist for over 5 years should get a DD waiver!" |
| Concern about 24/7 Care | 3 | Direct mentions of individuals who qualify for 24/7 care and how the cap creates a large gap of unpaid, medically necessary care. | "For families caring for individuals who qualify for 24/7 medically necessary care, this policy creates a situation where large portions of necessary care simply go unpaid." |

| | | | |
|---|----------|--|--|
| Concerns about Community Connector | 3 | The primary concern is the restrictive nature of "age appropriate" community activities under the new model, which commenters state does not align with the developmental or mental age of their family members. | "The community connector cuts for young children is a disservice to them, and what community connector can be used for limits opportunities for kids with profound needs to practice basic lifeskills in the community." |
|---|----------|--|--|

Organizations Who Indicated Their Support

The organizations listed below filled out the section of the survey to submit their organization as supportive of the recommendations.

- Autism Speaks
- Boulder EDS Support Group
- CFPD - Colorado Fund for People with Disabilities
- Community Options, Inc.
- Denver Autism Parents
- Eleos Services
- PEAK Parent Center
- Rocky Mountain Health Plans
- Speak for Ourselves Colorado (SFO)
- The Arc - Jefferson, Clear Creek & Gilpin Counties
- The Independence Center

Geographic Distribution of Responses

Based on the 60 responses that included a zip code, the data suggests no strong geographic trend in support levels, primarily because most responses from any given zip code are split between different support levels. This implies that identity is more important than where people live in how people responded. There were 13 counties in Colorado represented in the survey.

